

## 2 Watt Fixed Attenuators FP Series

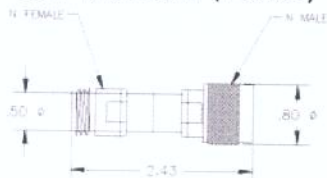
Model	Frequency Range	Attenuation Values *	Attenuation Accuracy	VSWR (maximum)	RF Connectors
50FP-XXX-H2	DC-2000 MHz	1 thru 30 dB in any 1 dB increment	± 0.3 dB or 2%	1.1:1 DC-500 MHz 1.3:1 500-2000 MHz	BNC, N, SMA, TNC, rev. pol TNC or 7/16
50FP-XXX-H2	DC-2000 MHz	31 thru 65 dB in any 1 dB increment	± 0.4 dB DC-500 MHz ± 0.8 dB 500-1000 MHz ± 1.0 dB 1000-2000 MHz	1.1:1 DC-500 MHz 1.3:1 500-2000 MHz	BNC, N, SMA, TNC, rev. pol TNC or 7/16
50FP-XXX-H3	DC-3000 MHz	1 thru 30 dB in any 1 dB increment	± 0.3 dB or 2%	1.3:1	BNC, N, SMA, TNC or 7/16
50FP-XXX-H4	DC-4000 MHz	1 thru 30 dB in any 1 dB increment	± 0.3 dB or 2% DC-2000 MHz ± 0.4 dB or 2% 2000-4000 MHz	1.15:1 DC-2000 MHz 1.25:1 2000-4000 MHz	BNC, N, SMA or TNC
50FP-XXX-H6	DC-6000 MHz	1 thru 20 dB in any 1 dB increment	± 0.3 dB DC-3000 MHz ± 0.4 dB 3000-4000 MHz ± 0.5 dB 4000-6000 MHz	1.15:1 DC-3000 MHz 1.30:1 3000-4000 MHz 1.35:1 4000-6000 MHz	N or SMA

\* (XXX) insert attenuation value

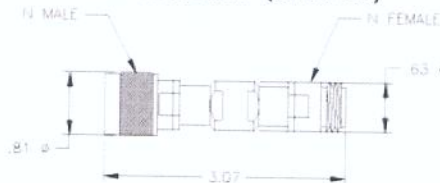
### Common Specifications

Impedance	Input Power (average)	Peak Power	Operating Temperature
50 Ohms	2 Watts @ +25° C (derate to 1 Watt @ +85° C)	1000 Watts	-55° C to +100° C

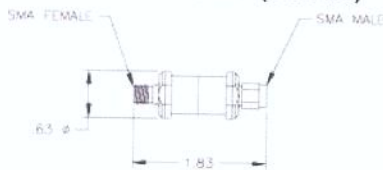
**50FP-XXX-XX N (1-30 dB)**



**50FP-XXX-H2 N (31-65 dB)**




**50FP-XXX-XX SMA (1-30 dB)**



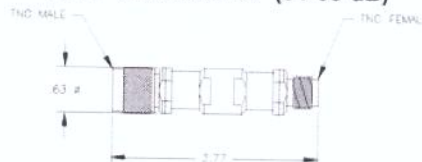
**50FP-XXX-H2 SMA (31-65 dB)**



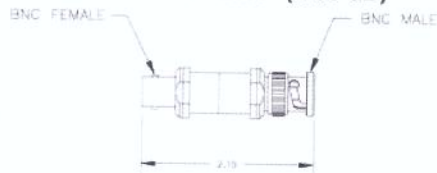
**50FP-XXX-XX TNC (1-30 dB)**



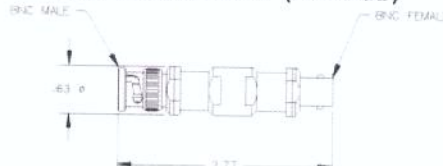
**50FP-XXX-H2 TNC (31-65 dB)**



**50FP-XXX-XX BNC (1-30 dB)**



**50FP-XXX-H2 BNC (31-65 dB)**



This catalog represents less than 5% of our products. For your application, contact us at [sales@jfwindustries.com](mailto:sales@jfwindustries.com)

**HTB Elektronik**  
 Im Gewerbepark 11  
 27619 Schiffdorf/Germany  
 (+49) 4706 750100  
[info@htb-elektronik.com](mailto:info@htb-elektronik.com)